

# CONSOLIDATION EXTENSION FOR SAP ANALYTICS CLOUD

Automate the statutory & managerial consolidation process  
natively on SAP Analytics Cloud®.

## InsightCubes Consolidation Extension for SAP Analytics Cloud® is a comprehensive consolidation solution that runs natively on SAP Analytics Cloud®



Data  
Import



Data  
Preparation



Currency  
Conversion



Standalone  
Reports



Intercompany  
Matching



Ownership  
Management



Consolidation



Journals

The Consolidation Extension for SAP Analytics Cloud eliminates the complexities and inefficiencies of managing two separate systems: One system for Consolidation, such as SAP Group Reporting or BPC, and another system for Business intelligence and Planning, such as SAP Analytics Cloud.

This solution is designed to bring all the functionalities, features and automations required to conclude the financial consolidation cycle, in the most streamlined and simplified manner, directly on SAP Analytics Cloud.

# Maximizing the Return on Investment

By adopting the Consolidation Extension for SAP Analytics Cloud solution, companies realize significant reduction in licensing and implementation cost, hardware and software maintenance, enhance visibility, faster period close, and higher adoption rates.

The solution is flexible and scalable, which allows it to adapt to changing market demands and evolving business requirements. It can scale seamlessly without any wait time for SAP releases or additional costs, thanks to its use of innovative SAP BTP technology.



## Unified

One solution that provides Statutory & Managerial Consolidation, Planning, Forecasting, budgeting, Augmented AI & Business Intelligence



## Innovative

Develop the needed tools and functionalities directly through SAP Analytics Designer & the Business Technology Platform; no waiting time for SAP to have new release.



## Automated

Providing live & load data options, automation of the full consolidation cycle & access to smart insights with advanced analytics; least intervention for highest output.



## Less Hardware

One cloud based tenant that can conduct Consolidation, Forecasting, Budgeting, Planning, Augmented AI & all the business intelligence needs with live & load data.



## Less Applications

With the Consolidation extension for SAP Analytics Cloud, you will no longer need SAP BPC or group reporting & SAP BI. Reduce licensing, maintenance & upkeep costs.



## Less integration

Eliminate the need of moving data between the different applications & tenants. The Consolidation Extension for SAC is a unified solution that provides a single source of

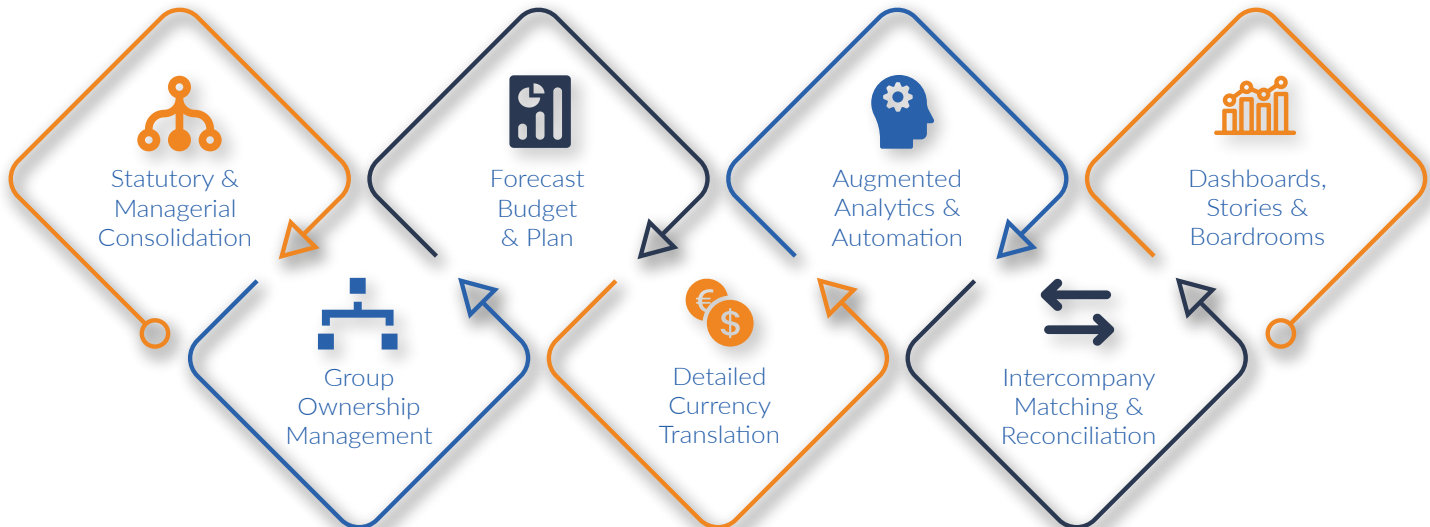
# Consolidation Extension for SAP Analytics Cloud®

## Completely Native to SAP Analytics Cloud

- ✓ Import from the SAP Content Network, Configure and Execute!

## Beyond Group Reporting & SAP BPC

- ✓ Higher AI prediction confidence
- ✓ Live Ownership change simulations
- ✓ Higher Precision in Budget generation
- ✓ Streamlined consolidation process
- ✓ On Demand innovations
- ✓ Zero additional cost



	BPC 11 Standard	BPC 11 Embedded	Group Reporting	InsightCubes Cloud Consolidation
Capabilities	<ul style="list-style-type: none"><li>Financial Consolidation</li><li>Comprehensive Planning, Budgeting &amp; Forecasting</li><li>Intercompany matching</li></ul>	<ul style="list-style-type: none"><li>Financial Consolidation</li><li>Comprehensive Planning, Budgeting &amp; Forecasting</li><li>No Intercompany matching</li></ul>	<ul style="list-style-type: none"><li>Financial Consolidation only</li><li>No Comprehensive, Multi modular planning</li><li>No Intercompany matching</li></ul>	<ul style="list-style-type: none"><li>Financial Consolidation</li><li>Comprehensive Planning, Budgeting &amp; Forecasting</li><li>Intercompany matching</li></ul>
Complexity / Multiple sources	<ul style="list-style-type: none"><li>Least complexity</li><li>Acquisition through BW, ETL on BPC</li></ul>	<ul style="list-style-type: none"><li>High complexity</li><li>Acquisition through BW, no ETL</li></ul>	<ul style="list-style-type: none"><li>Highest complexity (nullifies its purpose)</li><li>Requires 3rd party apps</li></ul>	<ul style="list-style-type: none"><li>Low complexity</li><li>Advanced formula and dimension mapping</li></ul>
Key Differentiators	<ul style="list-style-type: none"><li>Highly Flexible &amp; customizable (multi modular)</li><li>Data replication</li><li>ETL allows mapping any data source combination</li><li>EPM Excel allows dynamic &amp; rich reporting, Analysis office for BW layer</li><li>Most stable BPF &amp; Work status</li><li>Integrates with SAP Analytic Cloud</li></ul>	<ul style="list-style-type: none"><li>Flexibility confined by source characteristics (multi modular)</li><li>Live actuals (Multiple source systems with varying Characteristics creates complexities &amp; eliminates live data possibility)</li><li>No ETL, so mapping is not supported</li><li>BPF &amp; Work status can be a pain</li><li>No EPM, only analysis office</li><li>Integrates with SAP Analytic</li></ul>	<ul style="list-style-type: none"><li>Predefined structure; not multi modular</li><li>Extreme integration with S/4HANA and FIORI apps</li><li>Real time data access, replication to ACDOCU table</li><li>Shared characteristics &amp; rules for local &amp; group closing</li><li>Pre-delivered consolidation process</li><li>Analysis office for reporting, FIORI &amp; SAP analytics Cloud</li><li>No workflow</li></ul>	<ul style="list-style-type: none"><li>Highly Flexible &amp; customizable (multi modular)</li><li>Data replication or live data</li><li>Multiple ETL methods</li><li>Run natively in SAP Analytics Cloud</li><li>Highly visual graphics &amp; reporting capabilities</li><li>Customizable front-end using SAP Analytic Designer</li><li>Augmented AI</li><li>Most invested-in solution by SAP for analytics. Quarterly upgrades</li></ul>
Staging type Consolidation	Yes	No	No	Yes
Reporting Layer	EPM, Analysis, SAP Analytics Cloud	Analysis, SAP Analytics Cloud	EPM, Analysis, SAP Analytics Cloud	Analysis Office, Excel 365 and SAP Analytics Cloud
Licensing	Licensing required for consolidation	Licensing required for consolidation	Licensing required for consolidation	No Separate licensing required for consolidation
Self-service reporting	End users can easily create reports	IT specialist required	IT specialist required	End users can easily create reports
Implementation & Support	Least effort	More effort	Most effort and team diversity	<ul style="list-style-type: none"><li>Least effort</li><li>Visual programming</li></ul>

# RISE beyond the traditional Consolidation Solutions with SAP Analytics Cloud

- ▶ Business Intelligence Platform
- ▶ Enterprise Planning Features
- ▶ Augmented Analytics
- ▶ Artificial Intelligence
- ▶ IFRS/GAAP Consolidation
- ▶ No Additional Licenses
- ▶ No Additional Hardware
- ▶ No Code/Low Code
- ▶ Import data and run same day
- ▶ On-demand innovation

Leverage the powerful combination of consolidation capabilities and augmented analytics with predictive AI to gain unparalleled insights into your financial performance.

Discover meaningful trends, uncover patterns, correlations, outliers, and unlock valuable opportunities by harnessing the comprehensive features of our solution.

Free Cash Flow

4.76 m

Revenues

1,913.40 k

InsightCubes - Kamal Al Merhebi

InsightCubes.com | info@insightcubes.com

Input Off

Settings

Publish Data

Export to

Bookmarks

Report Log

Data Explorer

Journals

Cloud Consolidation

	YTD - CY	YTD - CY	YTD - CY	YTD - CY
	VAR/01%	E1	VAR (E1)%	Actual
1066,117.04	312.40 %	15,574,409.88	325.48 %	
192,911.70	635.09 %	194,362.28	629.60 %	
198,206,164.67	19.40 %	205,677,017.41	15.07 %	
25,102,286.43	-13.05 %	-27,182,221.12	-19.71 %	
28,694.04	45,335.64 %	25,594.63	50,837.71 %	
4,951,169.74	12.73 %	5,026,732.24	11.03 %	
12,822,435.26	5.61 %	12,846,069.83	5.41 %	
282,524,264.43	-4.60 %	284,893,846.58	-5.39 %	
11,334,461.94	11.97 %	11,051,848.67	14.84 %	
501,025,932.40	19.14 %	508,107,660.39	17.48 %	
128,280.91	9,159.68 %	126,348.51	9,301.30 %	
151,071,389.38	21.15 %	149,992,158.61	22.02 %	
15,297,569.34	31.90 %	15,345,834.41	31.48 %	
-	DIV0_ERR	0.00	DIV0_ERR	
4,152,724.03	303.21 %	4,273,185.15	291.84 %	
1,501,677.81	286.75 %	1,481,552.36	292.00 %	
120,934,153.98	22.30 %	120,932,141.79	22.30 %	
293,085,795.45	32.21 %	292,151,220.83	32.63 %	
3,156,832.55	127.47 %	3,185,066.78	125.45 %	
296,242,628.00	33.23 %	295,336,287.61	33.64 %	
268,560.40	24.37 %	803,443,948.00	23.42 %	
5,537.24	32.61 %	41,346,537.24	32.61 %	
34.09	60.40 %	9,316,084.09	60.40 %	
75	-8.81 %	-15,530,607.75	-8.81 %	
	-3.79 %	697,040,130.52	-3.79 %	
	-0.51 %	1,370,045.90	-0.51 %	
	-0.81 %	733,542,190.00	-0.81 %	
	-0.81 %	733,542,190.00	-0.81 %	
	38.32 %	5,964,141.53	44.68 %	
	206.56 %	5,798,542.85	202.23 %	
10,283.77 %		94,022.94	11,658.78 %	

Consolidation Model

▶ Import Data

▶ Generate Opening

▶ Calculate Movement

▶ Calculate Cashflow

▶ Run Currency Translation

▶ Run Consolidation

▶ Clear Data

▶ Remove Zero Records

▶ All in One process

Intercompany Matching Model

▶ Run IC Matching

▶ Clear Data

▶ Remove Zero Records

Journals

▶ Post Journals

▶ Unpost Journals

▶ Delete Journals

# A Single and Scalable Source of Truth





# Unified User Experience

Navigate to any dashboard, report, data action trigger and any other component of the solution, with one simple click. The landing page is completely customizable to adopt the customer's theme, business requirements and individual user's preferences.

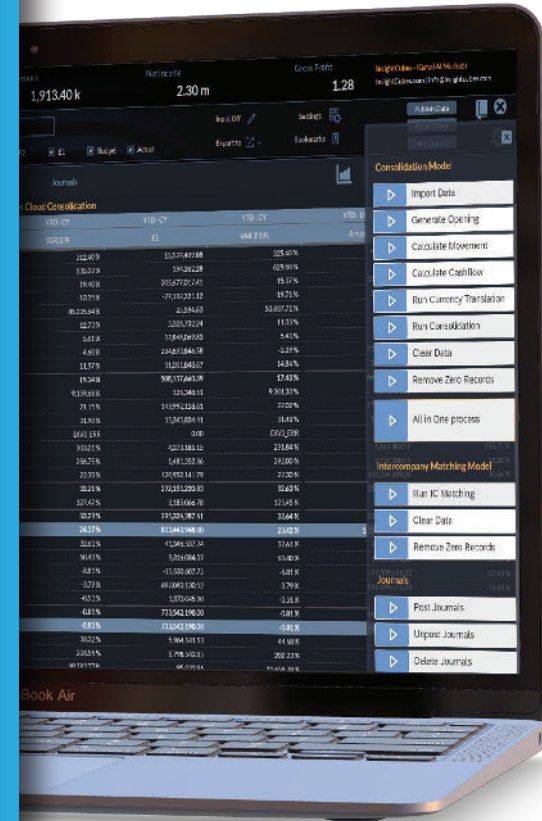
- ▶ **No T-Code or interfaces switch.**
- ▶ **A unified, scalable and visually appealing experience that streamlines the consolidation process in a story like manner.**
- ▶ **Single source of truth for all the enterprise financial requirements.**

Don't let the complexities of managing separate systems hold you back. Embrace the future of financial management with our unified consolidation, forecasting, budgeting, and planning system. Simplify your processes, optimize your resources, and elevate your financial operations to new heights.

# Statutory and Managerial Consolidation

## Automate the consolidation process natively on SAP Analytics Cloud

- ✓ Generate the consolidated financial statements in ONE CLICK (from import to consolidation through one Multi Action Trigger)
- ✓ Create as many scopes and sub-scopes as needed, assign entities and their consolidation methods without any coding.
- ✓ Multiple methods of consolidation (Holding, full, equity and proportionate)
- ✓ Unique Method multipliers for specific consolidation rules (Example: oil lifting % for share of revenue)
- ✓ Method and ownership change treatment (partial/full acquisitions and liquidation)
- ✓ Matrix, Staging and roll up types of consolidation for scopes and sub-scope treatment.
- ✓ Elimination of intercompany transactions, dividends, investments, capital, and Declaration of non-controlling interest for subsidiaries
- ✓ Equity pickup rules and investment revaluation for affiliates
- ✓ Unified Landing page and Analytics Applications providing full visibility and control from a single interface.
- ✓ Interactive dashboards with all the SAP Analytics Cloud Features and custom widgets
- ✓ Embed additional Data Action Steps to scale up the automated elimination and adjustments rules.



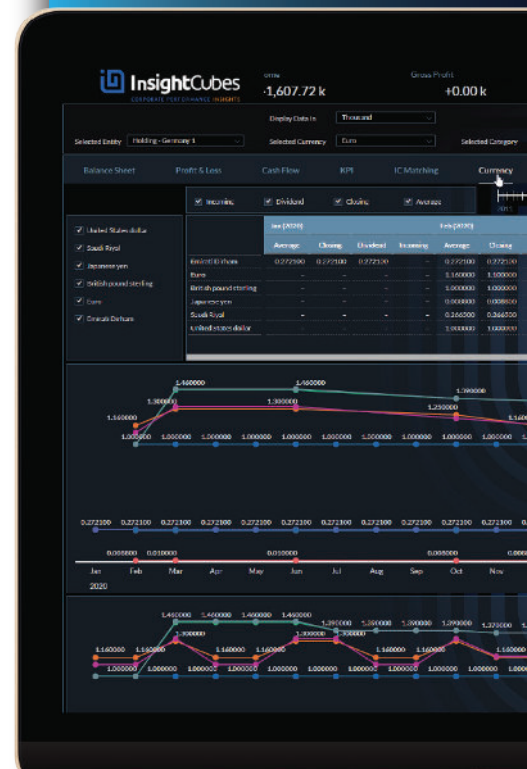
# Detailed Currency Conversion

Exceeding SAP Analytics Cloud's capabilities by enabling Global and Entity specific currency conversions, with as many rates as needed, along with automated calculation of CTA per account.

SAP Analytics Cloud allows only Average and Closing rates, however, with the currency conversion model, which is part of the Consolidation Extension for SAP Analytics Cloud, you can create as many currencies and rates as required, in addition to having global and entity specific rate values to convert your financial statements accurately.

- ✓ Creation as many new rates as required, and assign them to specific Flows / Movements.
- ✓ Create as many reporting and group currencies as required, and add them to specific scopes
- ✓ Convert the financial statements based on Global Rate values or Entity Specific Rate values
- ✓ Automatically calculate the currency translation adjustments per each account
- ✓ Zero Code: Add new rates and currencies, then assign them to flow and scopes respectively, through preconfigured Analytic Applications. No technical or functional knowledge is required!

The Rates model is referenced by the consolidation model for the currency conversion logic, and can be used for any other set of financial reporting models to extend the SAP Analytics Cloud's capabilities.



# Intercompany Matching & Reconciliation

## Providing self-service reconciliation to subsidiaries for faster close

The Intercompany matching feature automates the reconciliation of intercompany transactions between all the subsidiaries, within the group, and books the differences for each transaction combination.

The subsidiaries and affiliates can easily match their intercompany balances against the values booked against them by their partner companies. Any differences can be shown clearly to both parties, so the differences can be reconciled among them.

The model is designed to easily match the entries made in “their” books against “us”, and entries done in “our” books against “them”. However, the possibilities go beyond matching of intercompany account values:

- ✓ Products: Quantities delivered vs Quantities received
- ✓ Forecasts: Demand and supply
- ✓ Human Resourcing: Talent matching and secondment
- ✓ Production: Inventory items and production requirements.

The Intercompany matching model will include IC Booking logic based on Seller/Buyer/greater, to further provide familiar SAP BPC capabilities.

The screenshot displays the InsightCubes web application. At the top, it shows a 'Gross Profit' of 2.41m and a 'Net workin' of 1.22. Below this, there are tabs for 'Budget' and 'Actual'. The main area is divided into two sections: 'Consolidation Model' and 'Intercompany Matching Model'. The 'Consolidation Model' section includes buttons for 'Import Data', 'Generate Opening', 'Calculate Movement', 'Calculate Cashflow', 'Run Currency Translation', 'Run Consolidation', 'Clear Data', 'Remove Zero Records', and 'All in One process'. The 'Intercompany Matching Model' section includes buttons for 'Run IC Matching', 'Clear Data', and 'Remove Zero Records'. On the left, there is a table with columns for 'My Assets/Income - their Liabilities/Expenses' and 'My Liabilities/Expenses - their Assets/Income'. The table shows data for 'Interco E2', 'Interco E3', and 'Interco E4'. The 'Interco E2' column has values like 11,833,147 and 331,97. The 'Interco E3' column has values like 331,97 and 4,630,73. The 'Interco E4' column has values like 4,630,73 and 4,630,73. The 'Journals' section is partially visible at the bottom.

My Assets/Income - their Liabilities/Expenses	My Liabilities/Expenses - their Assets/Income
Interco E2	Interco E3
-	-
-	11,833,147
-	331,97
-	-
-	331,97
-	-
-	-
-	-
-	-
-	-
-	-
-	4,630,73
-	-
-	-
-	4,630,73
-	-
-	-
-	-
-	4,630,73
-	4,630,73
-	-

# Group Ownership Management

Manage the group ownership structure and scopes of consolidation from a unified, intuitive & scalable interface.

The ownership manager is designed to easily allow the consolidation managers to create, maintain & adjust the scopes of consolidation, their sub scopes, and the relationship between the entities within each scope.

Each consolidation scope can have as many sub scopes as needed, & each scope can have as many entities as required. Within the scope, the consolidation managers can determine consolidation methods and ownership percentages for each subsidiary and affiliate.

- ✓ The table lists all the directly and indirectly owned entities under the selected scope. Meanwhile, the scope selection list shows the scopes and subsopes, in addition to the directly owned entities under each scope.
- ✓ The Ownership Dashboard is composed of native and custom SAC widgets, increasing the native functionalities and features of SAC
- ✓ Allows users to enter percentage of consolidation, percentage of ownership and select methods of consolidation. Holding, full and equity.
- ✓ The ownership model is a driving model for the consolidation model.
- ✓ This interface allows users to add and remove entities from scopes.
- ✓ It also allows users to create new scopes and subsopes, assign group currencies and staging entities per scope.

**InsightCubes**  
CORPORATE PERFORMANCE INSIGHTS

Select Version: Actual | Select Date: Dec (2008) | PRESS ESC TO EXIT THIS SCREEN | Calculate | Manage Versions | Remove zeros | Prepare Staging | Save Data

Email: SAC@InsightCubes.Com  
Call: +971 505 616 616  
Visit us: <http://InsightCubes.com>

Scope selection:

Case 3: Corporate

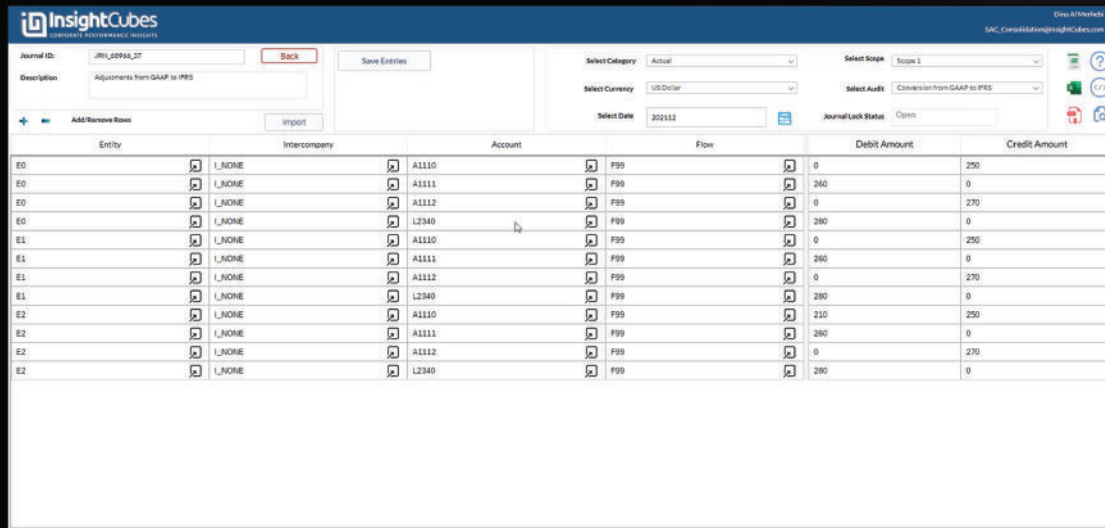
- Global testing - Holding
- Holding - Germany 1
- Subsidiary - France 1
- Subsidiary - France 2
- Subsidiary - Germany 1
- Subsidiary - Japan 1
- Subsidiary - United Kingdom
- Subsidiary case 1
- Subsidiary case 2
- Subsidiary case 3
- Subsidiary case 4

Entity	Consolidation Method		Consolidation Rate		Ownership Rate	
	Generated	Current	Generated	Current	Generated	Current
Global testing - Holding	None	None	0.00 %	%	0.00 %	%
Global testing - KSA 30	None	Full	0.00 %	100.00 %	0.00 %	100.00 %
Holding - Germany 1	None	Holding	0.00 %	100.00 %	0.00 %	100.00 %
Subsidiary - France 1	None	Full	0.00 %	100.00 %	0.00 %	75.00 %
Subsidiary - France 2	None	Full	0.00 %	100.00 %	0.00 %	90.00 %
Subsidiary - Germany 1	None	Full	0.00 %	100.00 %	0.00 %	85.00 %
Subsidiary - Japan 1	None	Full	0.00 %	100.00 %	0.00 %	92.22 %
Subsidiary - United Kingdom	None	Full	0.00 %	100.00 %	0.00 %	100.00 %

# Innovative Features and Interactive Dashboards

The Consolidation Extension for SAP Analytics Cloud is not just a collection of elimination rules with currency conversion logic. It is a comprehensive Consolidation Solution with multiple applications and tools that provide the needed functionalities commonly used in the consolidation and planning cycle.

- ✓ Journal Interface for entering adjustments.
- ✓ Journal Report for reviewing any adjustments saved, posted, or locked.
- ✓ EPM Style Ad-Hoc reporting application
- ✓ Over 60 dynamic reports in Analytic applications & stories
- ✓ Consolidation Status monitor
- ✓ Unified Landing page with story-line approach, streamlining all the activities & reports in sequential manner.
- ✓ On-demand innovation: No wait time for new features and functionalities!



The screenshot displays the InsightCubes Journal Interface. At the top, there's a header with the InsightCubes logo and user information. Below the header, there are several input fields and buttons for managing the journal entry. The main part of the interface is a table with the following columns: Entity, Intercompany, Account, Flow, Debit Amount, and Credit Amount. The table contains multiple rows of data, each representing a journal entry. The 'Entity' column shows various entities like E0, E1, E2. The 'Intercompany' column shows 'I\_NONE'. The 'Account' column shows various account numbers like A1110, A1111, A1112, L2340. The 'Flow' column shows 'P99'. The 'Debit Amount' and 'Credit Amount' columns show numerical values.

Entity	Intercompany	Account	Flow	Debit Amount	Credit Amount
E0	I_NONE	A1110	P99	0	250
E0	I_NONE	A1111	P99	260	0
E0	I_NONE	A1112	P99	0	270
E0	I_NONE	L2340	P99	280	0
E1	I_NONE	A1110	P99	0	250
E1	I_NONE	A1111	P99	260	0
E1	I_NONE	A1112	P99	0	270
E1	I_NONE	L2340	P99	280	0
E2	I_NONE	A1110	P99	210	250
E2	I_NONE	A1111	P99	260	0
E2	I_NONE	A1112	P99	0	270
E2	I_NONE	L2340	P99	280	0

# Integrate with any source system and leverage on the Extended Planning and Analysis (xP&A)

Establish a simplified, comprehensive planning process by bringing together financial, supply chain, and workforce planning using the SAP Analytics Cloud Extended Planning and Analysis (xP&A).

Create one connected plan across lines of business, you strengthen collaboration throughout your organization.

Utilize the **Consolidation Extension for SAP Analytics Cloud** to automate the statutory, managerial and Matric consolidation process for your actuals, forecasts, budgets and plans.



## Financial Planning

SAP S/4HANA Cloud & the SAP Analytics Cloud solution provide a unified & tightly integrated solution to help the finance function drive business value, analyzing actuals & creating better business plans & forecasts.



## Supply Chain Planning

In times of supply chain disruption, you can help ensure business continuity by synchronizing supply chain planning in real-time across the business with SAP Integrated Business Planning for Supply Chain.



## Workforce Planning

Assess & determine target talent management interventions to help ensure your organization has the right people in place at the right time with SAP SuccessFactors & SAP Analytics Cloud solutions.



## Sales Planning

Maximize revenue & increase sales quota attainment. streamlines sales planning and empowers business users to create, optimize, and deliver territory assignments

InsightCubes is an expert consultancy that specialized in SAP Analytics Cloud, Data Warehousing, and Business Planning and Consolidation.

The company was established in 2010 by an SAP Certified Instructor who has delivered over 160 certified SAP courses in Business Planning and Consolidation and SAP Analytics Cloud.

At InsightCubes, we take pride in our position as a leader in SAP Analytics Cloud innovations and our commitment to providing second-to-none services to our valued customers.

The foundation and groundwork of InsightCubes was built on detailed knowledge, extensive experience and an unwavering integrity.



Scan Me



Dallas, Texas  
AbuDhabi, UAE  
Riyadh, Saudi Arabia  
Beirut, Lebanon



[www.insightcubes.com](http://www.insightcubes.com)  
[sac\\_consolidation@insightcubes.com](mailto:sac_consolidation@insightcubes.com)



+971 58 5616 616  
+1 409 995 3618